

Name _____

Banner: _____

ParSCORE™
Test Form
Compatible with
Scantron 48/TSM scanners only.

DIRECTIONS
USE NO. 2 PENCIL ONLY
• MAKE DARK MARKS
• ERASE COMPLETELY TO CHANGE
• EX. A B C D

ID NUMBER
0 1 2 6 9 9 8 3

TEST FORM
B C D

EXAM NUMBER
0 0 0

NAME Smith
FIRST John
LAST Smith
MIDDLE
DATE Fall 2008
SUBJECT MAT 1093.00X
HOURDAY Final

KEY
(T) (F)
-1- -2- -3- -5-
1 -A- -B- -C- -D- -E-
2 -A- -B- -C- -D- -E-
3 -A- -B- -C- -D- -E-
4 -A- -B- -C- -D- -E-
5 -A- -B- -C- -D- -E-
6 -A- -B- -C- -D- -E-
7 -A- -B- -C- -D- -E-
8 -A- -B- -C- -D- -E-
9 -A- -B- -C- -D- -E-
10 -A- -B- -C- -D- -E-
11 -A- -B- -C- -D- -E-
12 -A- -B- -C- -D- -E-
13 -A- -B- -C- -D- -E-
14 -A- -B- -C- -D- -E-
15 -A- -B- -C- -D- -E-
16 -A- -B- -C- -D- -E-
17 -A- -B- -C- -D- -E-
18 -A- -B- -C- -D- -E-
19 -A- -B- -C- -D- -E-
20 -A- -B- -C- -D- -E-
21 -A- -B- -C- -D- -E-
22 -A- -B- -C- -D- -E-
23 -A- -B- -C- -D- -E-
24 -A- -B- -C- -D- -E-
25 -A- -B- -C- -D- -E-
26 -A- -B- -C- -D- -E-
27 -A- -B- -C- -D- -E-
28 -A- -B- -C- -D- -E-
29 -A- -B- -C- -D- -E-
30 -A- -B- -C- -D- -E-
31 -A- -B- -C- -D- -E-
32 -A- -B- -C- -D- -E-
33 -A- -B- -C- -D- -E-
34 -A- -B- -C- -D- -E-
35 -A- -B- -C- -D- -E-
36 -A- -B- -C- -D- -E-
37 -A- -B- -C- -D- -E-
38 -A- -B- -C- -D- -E-
39 -A- -B- -C- -D- -E-
40 -A- -B- -C- -D- -E-
41 -A- -B- -C- -D- -E-
42 -A- -B- -C- -D- -E-
43 -A- -B- -C- -D- -E-
44 -A- -B- -C- -D- -E-
45 -A- -B- -C- -D- -E-
46 -A- -B- -C- -D- -E-
47 -A- -B- -C- -D- -E-
48 -A- -B- -C- -D- -E-
49 -A- -B- -C- -D- -E-
50 -A- -B- -C- -D- -E-

Do write your name in the blank.
Do write your Banner in the blank.

Do use a #2 pencil.
Do NOT use anything but a #2 pencil.

Do fill in the entire rectangle to mark your answer.
Do erase errors completely. If your eraser leaves smudges, consider carefully copying your answers to a new parscore without smudges.

Do ignore the @ symbol if it is in your banner I.D.
Do write the last 8 digits of your banner I.D. here.
Do start entering digits at the far left.
Do fill in the appropriate oval below each digit.

Do fill in the oval for test form A.

Do NOT fill in an exam number.

Do write your last name, first name and middle name here.

Do replace the x with the appropriate number for the section that you are enrolled. Look at the chart below if you don't know your section.

Class Days	Time	1093.section
MWF	10am	1093.002
MWF	2pm	1093.003

Do circle your answers on this exam. Do fill in the corresponding bubble on your ParScore.

Do NOT use a calculator. Do NOT use a formula sheet.

Do cover your scratch work. Do cover your answers on your exam. Do cover your Parscore.

Do NOT cheat. Do NOT even appear to be cheating.

Do notify me if something is illegible. Do ask me to clarify if a question is ambiguous.

Do use the back of the exam pages for scratch work. Do feel free to unstaple the pages of the exam.

Grades will be available in WebCT when the Parscore Office finishes grading your exams. I don't know when this will be so do NOT ask me.

#1) Which of the following is an identity?

A) $\cot(-x) = -1/\tan(x)$

B) $\tan(x+k\pi) = \tan(x) ; k \in \mathbb{Z}$

C) $\sin(x) = \cos(x-\pi/2)$

D) All of the above

E) None of the above

#2) Which of the following is completely true?

- A) $\sec(3/\pi) = \cos(\pi/3)$
 - B) $\sin(13\pi/6) = \cos(7\pi/3)$
 - C) $\tan(\theta) = 3/5 \Rightarrow \cos(\theta) = 3$
 - D) All of the above
 - E) None of the above
-

#3) Which of the following is completely true?

A) $\tan(\theta) = 10 \Rightarrow \sin(\theta) > 0$

B) $xa^2 + ya + z = 0 \Rightarrow a = \frac{-y \pm \sqrt{y^2 - 4xz}}{2x} ; a, x, y, z \in \mathbb{R} ; x \neq 0$

C) $360\pi^\circ = 2\pi$

D) All of the above

E) None of the above

#4) Which of the following is completely true?

A) $0 = \pi - \frac{\pi^3}{3!} + \frac{\pi^5}{5!} - \frac{\pi^7}{7!} + \dots$

B) $2 \cos(x) = 1 \Rightarrow x = \pm \pi/3$

C) $\cos^2(0.7684) + \sin^2(0.7684) = 1$

D) All of the above

E) None of the above

#5) Which of the following is completely true?

- A) The domain of $\tan(2x)$ is all $x \in \mathbb{R} \setminus \{(2k+1)\pi/2; k \in \mathbb{Z}\}$.
 - B) The domain of $1/\sin(x)$ is the same as the domain of $\cos(x)$.
 - C) The domain of $\sin(x)$ is the same as the range of $\cot(x)$.
 - D) All of the above
 - E) None of the above
-

#6) Which of the following is completely true?

A) $\sin(x) = \sqrt{3}/2 \Rightarrow \cos(x) = 1/2$

B) $\cos(x) = 1/2 \Rightarrow \sin(x) = \sqrt{3}/2$

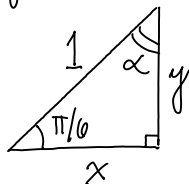
C) $\tan(x) = 1 \Rightarrow \sin(x) = \sqrt{2}/2$

D) All of the above

E) None of the above

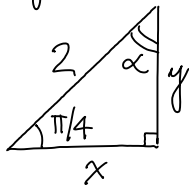
#7) Which of the following is completely true?

A) According to the following diagram (which is not necessarily drawn to scale),



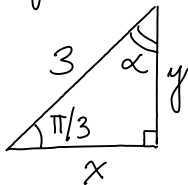
$$\alpha = 30^\circ, x = 1/2, \text{ and } y = \sqrt{3}/2.$$

B) According to the following diagram (which is not necessarily drawn to scale),



$$\alpha = 45^\circ, x = \sqrt{2}, \text{ and } y = \sqrt{2}.$$

C) According to the following diagram (which is not necessarily drawn to scale),



$$\alpha = \pi/6, x = 3\sqrt{3}/2, \text{ and } y = 3/2.$$

D) All of the above

E) None of the above

#8) Which of the following is completely true?

A) $\tan(510^\circ) = \cot(-\pi/6)$

B) $-\cos(570^\circ) = \sin(10\pi/3)$

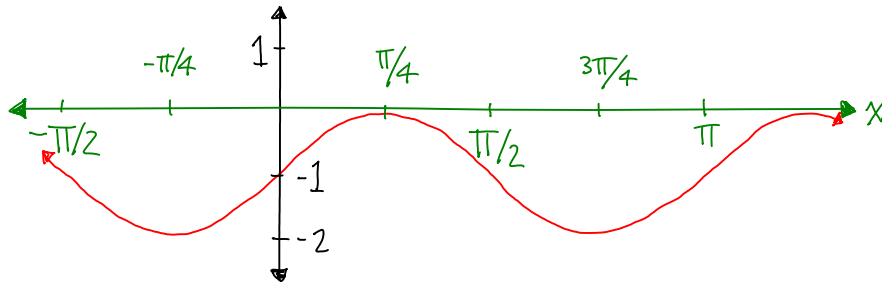
C) $\sin(405^\circ) = \cos(-\pi/4)$

D) All of the above

E) None of the above

#9) Which of the following is completely true?

- A) $\sin(\pi/360) + \sin(2\pi/360) + \sin(3\pi/360) + \dots + \sin(718\pi/360) + \sin(719\pi/360) + \sin(720\pi/360) = 0$
- B) If $(6, 3)$ is on the terminal side of an angle θ , then $\cos(\theta) = 3/2$
- C) The following is a graph of the function $y = 2 \sin(2x) - 1$



- D) All of the above
- E) None of the above
-

#10) Which of the following is completely true?

- A) The graph of $y = \sin(x) + 1$ displays symmetry about the origin.
 - B) The function $f(x) = \cos(x) + 1$ has even symmetry.
 - C) The function $g(x) = 2\cos(x)$ is antisymmetric.
 - D) All of the above
 - E) None of the above
-